

Pillola di didattica Inglese: TPR in classe | TPR e inclusione

With Andrew Howarth
Spring 2025



- TPR significa coinvolgere il corpo nell'apprendimento linguistico. Gli studenti ascoltano e rispondono fisicamente.
- Il TPR è efficace con i bambini perché rende l'inglese divertente e pratico.
- Supporta tutti i tipi di apprendenti (visivi, uditivi, cinestetici).
- Il TPR è inclusione.
- Il TPR riduce l'ansia, ritardando la produzione orale fino a quando gli studenti si sentono pronti.
- Stabilisci le regole fin dall'inizio — usa un segnale per calmare la classe.



My Top 2025 TPR Tasks

1

2

3

4

Time to Mime

On safari

**Flashcard
Fun**

**Colourful Easter
Bingo**



Time to Mime

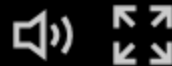
- Random commands
- Match a verb phrase with a noun phrase



Ruota della fortuna question wheel primary part



Gira la ruota per vedere
quale sarà la prossima casella.



Una tecnologia Wordwall

Ruota della fortuna Question primary part two



Gira la ruota per vedere
quale sarà la prossima casella.



Una tecnologia Wordwall



Absolutely! Here's a list of **100 simple Total Physical Response (TPR) commands** designed for **Primary school children learning English**. They're short, fun, and encourage movement and comprehension.

✓ Body Movement

1. Stand up!
2. Sit down!
3. Jump!
4. Turn around!
5. Clap your hands!
6. Touch your toes!
7. Touch your knees!
8. Touch your head!
9. Touch your nose!
10. Touch your shoulders!
11. Wiggle your fingers!
12. Wave your hand!
13. Shake your legs!
14. Raise your arms!
15. Stretch up high!
16. Bend down low!
17. March in place!
18. Run in place!
19. Freeze!
20. Hop on one foot!

✓ Face & Expression

21. Smile!
22. Frown!
23. Make a silly face!
24. Blink your eyes!
25. Stick out your tongue!
26. Open your mouth!
27. Close your eyes!
28. Wink!
29. Puff your cheeks!
30. Show your teeth!

✓ Pointing & Gestures

31. Point to the door!
32. Point to the window!
33. Point to the teacher!
34. Point to the board!
35. Point to your friend!
36. Point to your desk!
37. Point to the ceiling!
38. Point to the floor!
39. Point to your book!
40. Point to your pencil!

✓ Classroom Objects

41. Pick up your pen!
42. Open your book!
43. Close your book!
44. Show me your notebook!
45. Put your pencil down!
46. Hold up your ruler!
47. Draw a star!
48. Erase the board!
49. Write your name!
50. Count your fingers!

✓ Walking & Moving Around

51. Walk to the door!
52. Walk to the window!
53. Walk in a circle!
54. Walk like a robot!
55. Walk like a cat!
56. Walk on your tiptoes!
57. Crawl like a baby!
58. Run to the wall!
59. Dance around the chair!
60. Skip to the front!



Copy!

Mime!

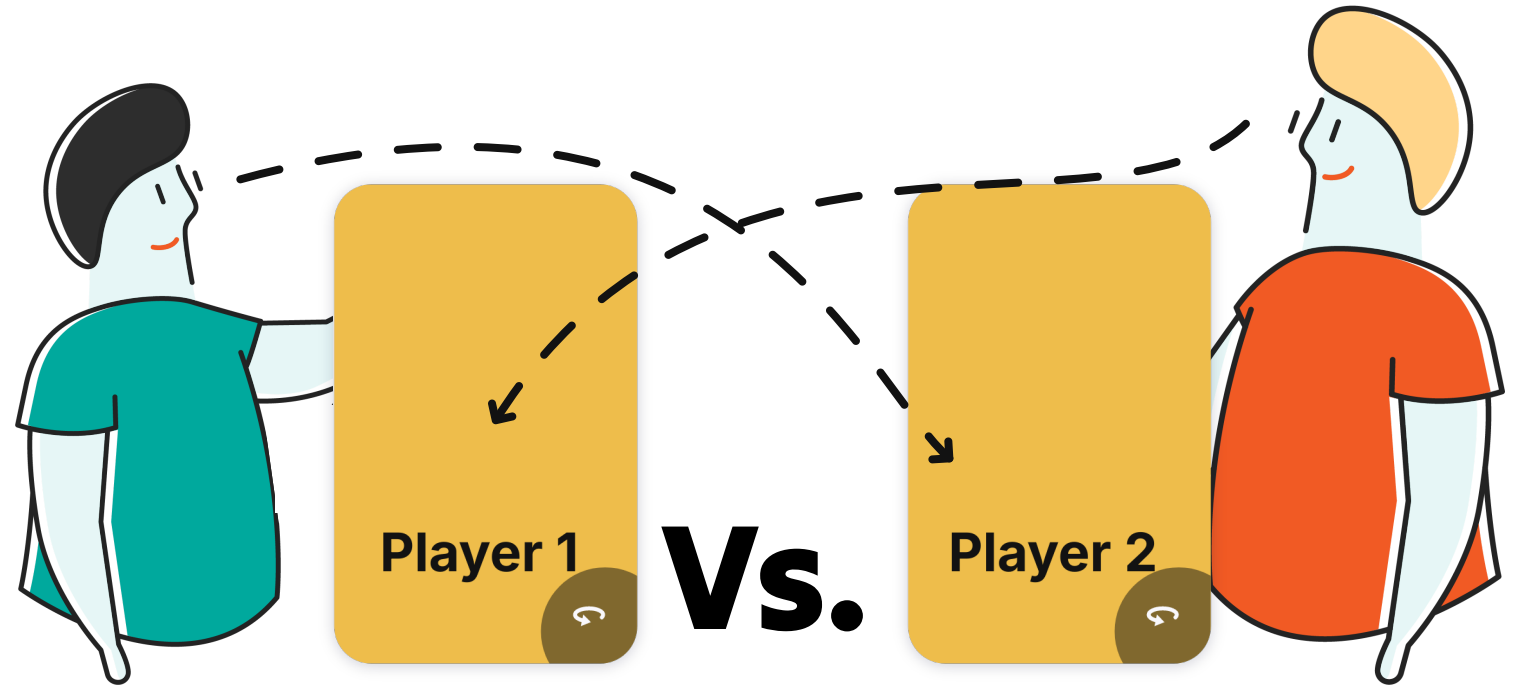
Flashcard Fun

Visual prompts to get students moving

Draw!



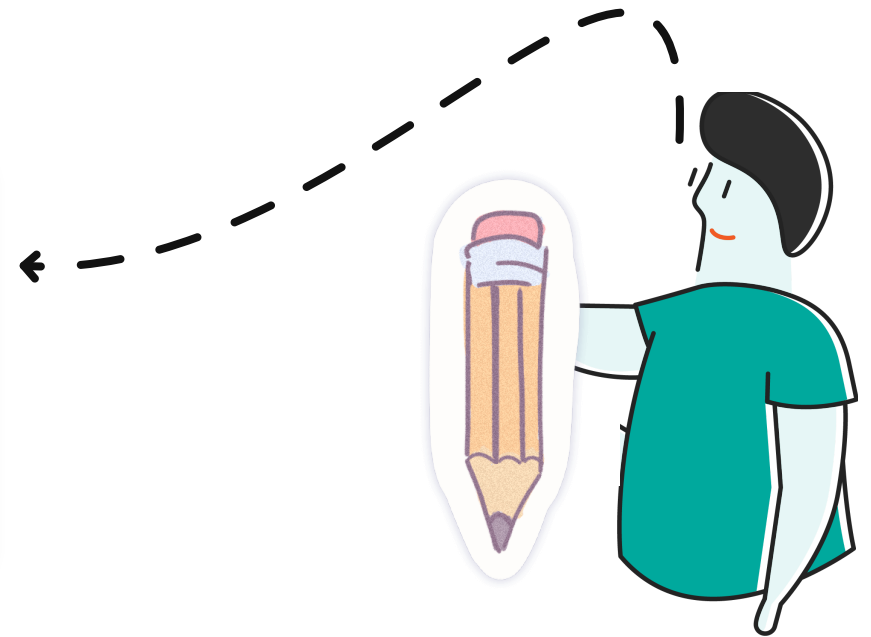

Draw! (Estrai)



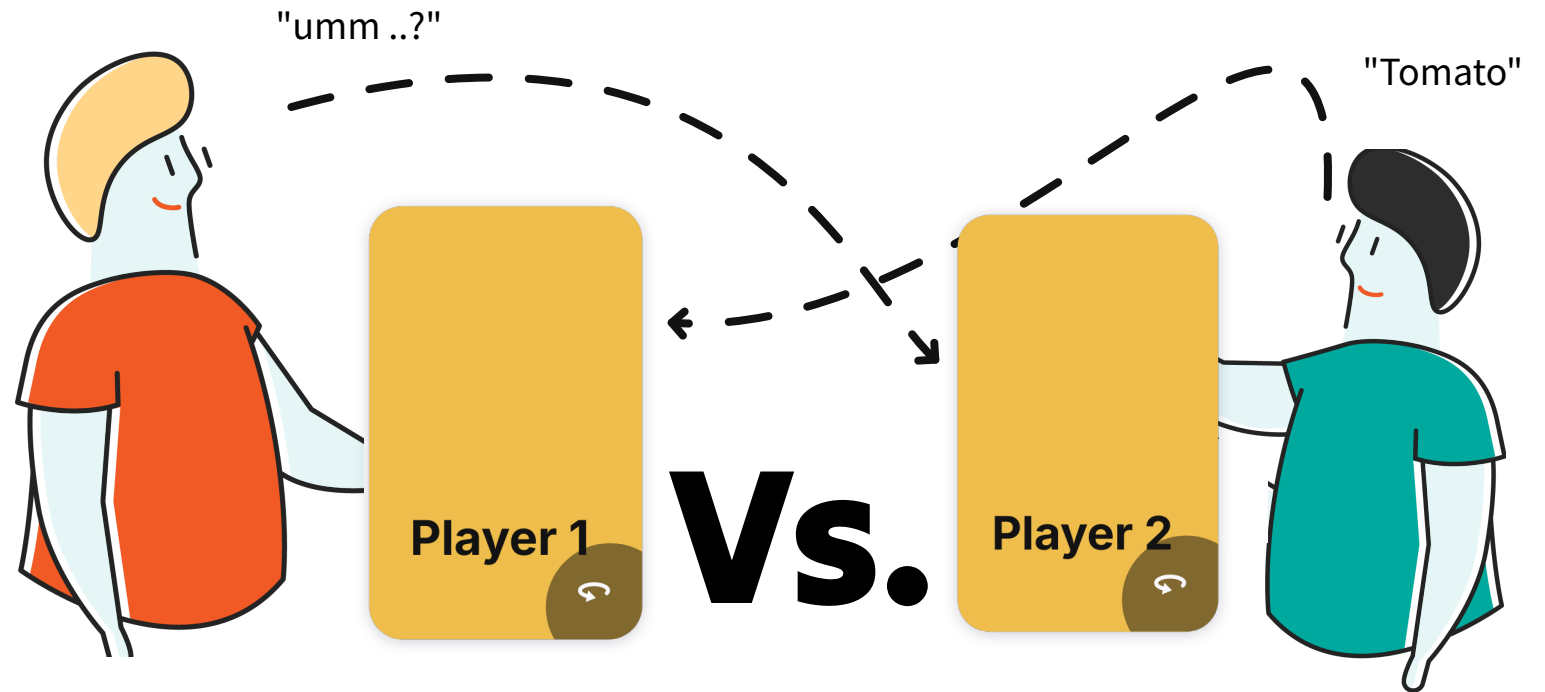
Draw! (disegna)



"Draw this"



Say the word



Colourful Easter Bingo

Listen, find, and colour




Nome

Classe

Data

EASTER WORDS

• **Scheda per l'insegnante:** ritagliare e colorare le figure e utilizzarle per rinforzare il lessico della Pasqua.



© 2013 Giunti Scuola S.r.l., Firenze

La Vita Scolastica n. 8 – aprile 2013

Divide the **worksheet** into 4.

Each student has a **bingo card** with 4 objects.

Teacher says the **Easter objects** and adds **colours**.
Students listen for their objects **and colour**.

- A blue bell
- 2 red and green bells
- A blue lamb
- A brown egg
- 3 gold Easter eggs
- ...



On safari

Listen and Move!




Divide the class in two

Animals on the left...



Animals on the right...





forest-ambience-167242.mp3

On the left...



elephant-trumpets-growls-6...



monkey-128368.mp3



black-cockatoo-calyptorhync...



On the right...



tiger-light-roar-t-293716.mp3



clapclap-83764.mp3



lion-roars-with-growls-and-i...



munching-food-73994.mp3

Listen to the Tour Guide

Mime the animal

Blockadelabs.ai

<https://skybox.blockadelabs.com/ffa69777e9a897da2c1fdc7d5e509a6a>



If you look to the left, you can see elephants!

Wave your trunks, elephants!

On the right, there are lions!

Let me hear you roar, lions!

Oh no! Over there on the right. There are crocodiles in the river!

Open and close your mouths, crocodiles!

Look left, up in the trees! There are monkeys!

Jump up and down, monkeys!

In the tall grass on the right, a tiger is moving !

Move like a tiger!

On the left, in the sky, a parrot is flying!

Flap your wings, parrots!

Wow! Far away on the right, a giraffe is eating from a tree!

Stretch your necks up high, giraffes!



**What are
you going
to try in
class
tomorrow?**



Scan QR code
for Genial version



Thank you!

